

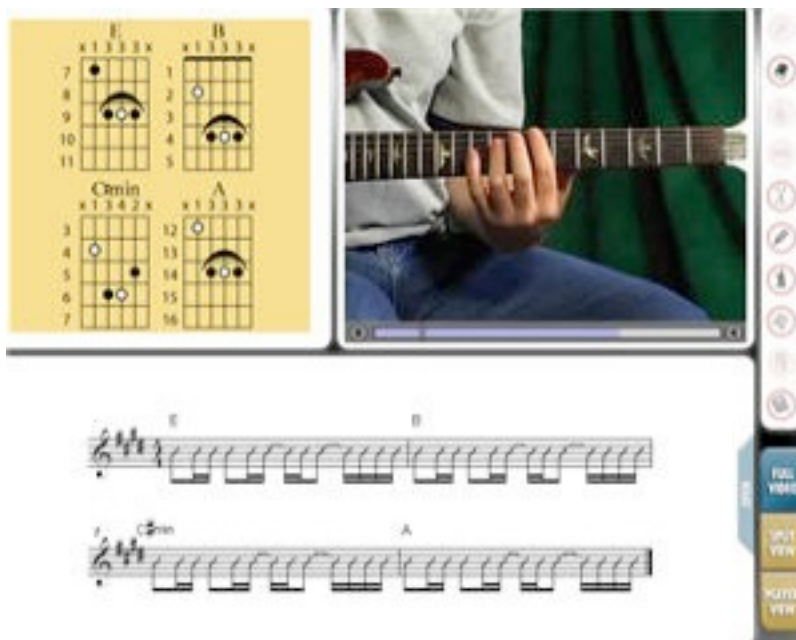
Guitar Scale Lesson : Mode Charts

In [guitar modes part 1](#) we talked about the **theory** behind modes. In part 2 the scale charts show you how modes are played **on the guitar**. Use all of your senses when learning guitar scales: use your ears (most important), your eyes (recognize the pattern on the fretboard), your intellect (memorize the **guitar scale formulas**) and the feeling in your fingers.

The number under the fret board represents the **fret number**.

G : represents the root or 1 of the guitar scale. The letter inside the box is the note name.

D : represents a guitar scale note.

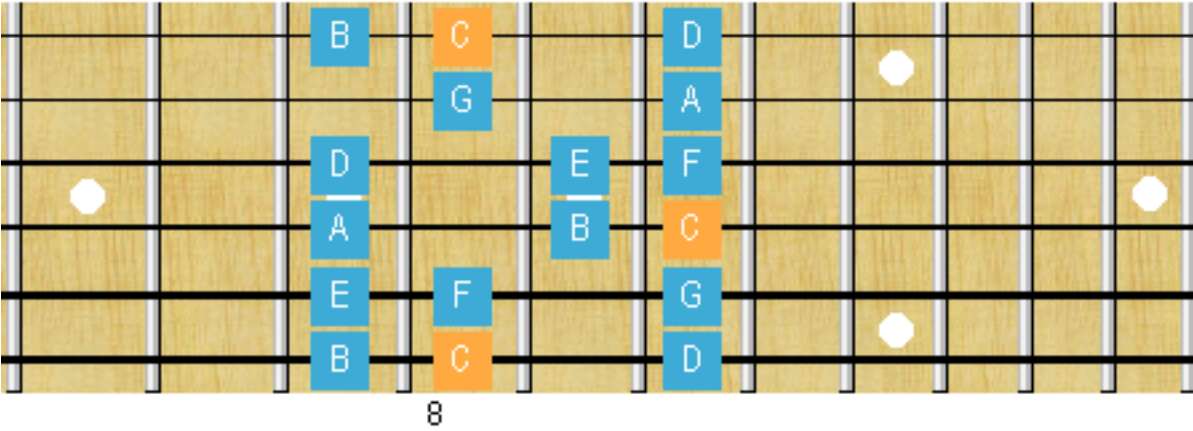


www.workshoplive.com

Ads by Goooooogle

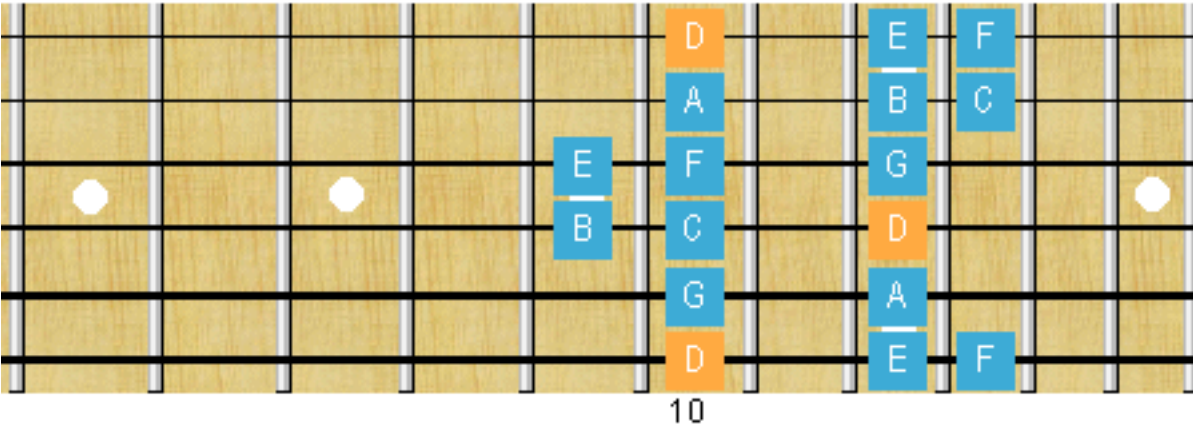
1. C Ionian Scale

- Formula : 1 2 3 4 5 6 7
- Related chord : Cmaj7
- Use : on major chords



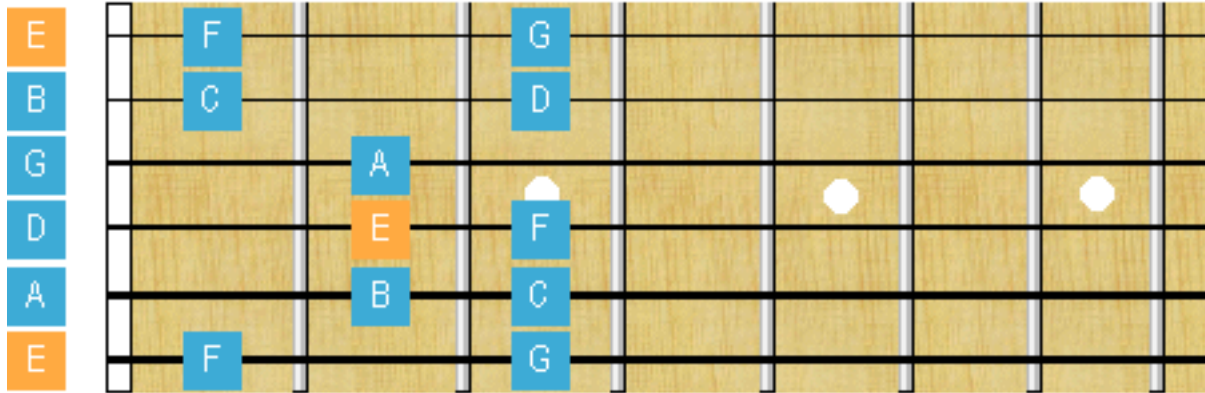
2. D Dorian Scale

- Formula : 1 2 b3 4 5 6 b7
- Related chord : Dm7
- Use : on minor chords



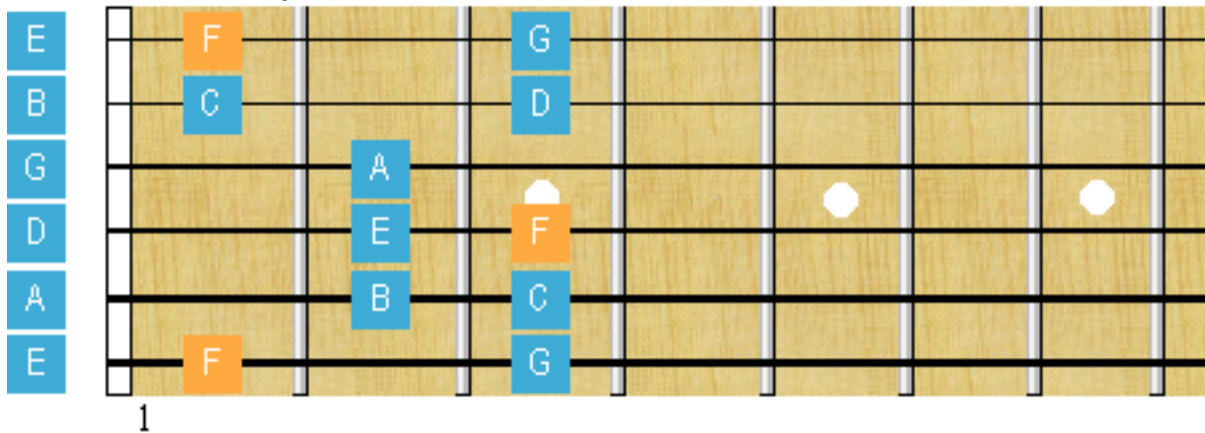
3. E Phrygian Scale

- Formula : 1 b2 b3 4 5 b6 b7
- Related chord : Em7
- Use : on minor chords (this one has a Spanish flavor and is one of the guitar scales frequently used in flamenco)



4. F Lydian Scale

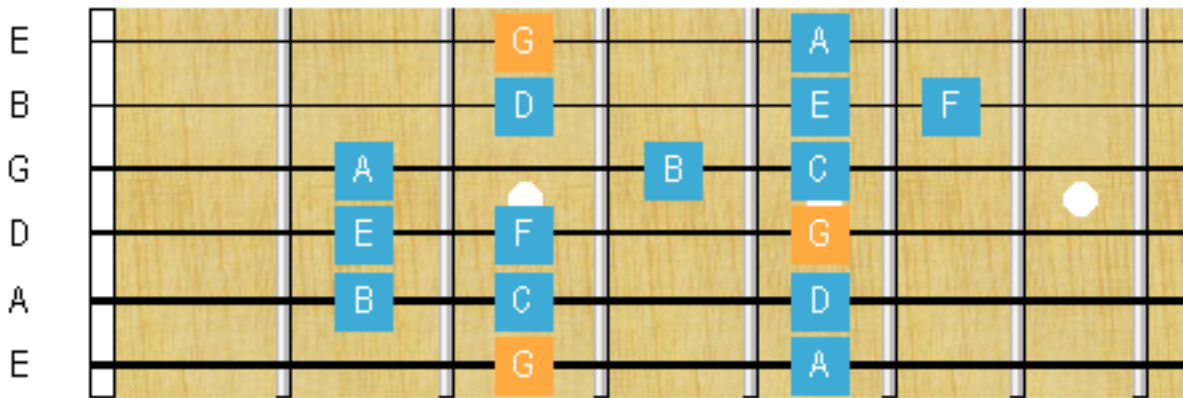
- Formula : 1 2 3 #4 5 6 7
- Related chord : Fmaj7
- Use : on major chords



1

5. G Mixolydian Scale

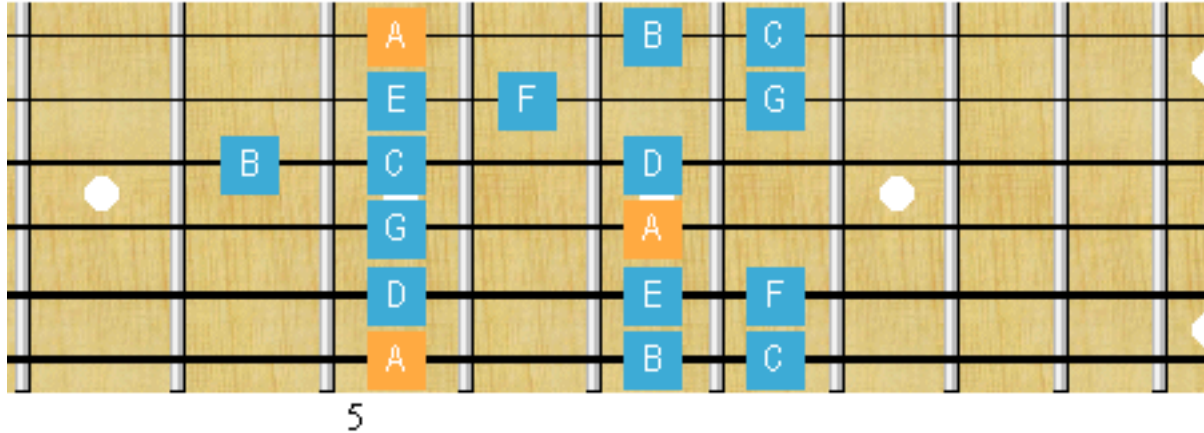
- Formula : 1 2 3 4 5 6 b7
- Related chord : G7
- Use : on dominant chords (one of the blues guitar scales)



3

6. A Aeolian Scale

- Formula : 1 2 b3 4 5 b6 b7
- Related chord : Am7
- Use : on minor chords



7. B Locrian Scale

- Formula : 1 b2 b3 4 b5 b6 b7
- Related chord : Bm7b5
- Use : on half diminished chords

